



Film Capacitors - Power Factor Correction

Capacitor Contactors

Series/Type:	B44066S
Ordering code:	B44066S....C240
Date:	2018-08-09
Version:	6

© EPCOS AG 2018. Reproduction, publication and dissemination of this publication, enclosures hereto and the information contained therein without EPCOS' prior express consent is prohibited.

EPCOS AG is a TDK Group Company.

Characteristics

- Excellent damping of inrush current
- Improved power quality (e.g. avoidance of voltage sags)
- Soft switching of capacitor and thus longer useful life
- Enhanced mean life expectancy
- Reduced ohmic losses
- Easy access for cable connection



Features	
Resistors	Protected with PTFE covering
Leading contacts	With wiper function
Aux-contacts	For all types
Usage	In applications with or without reactors

Film Capacitors - Power Factor Correction

B44066S...C240

Capacitor Contactors

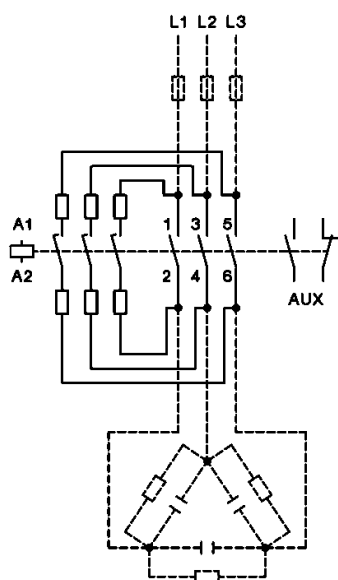
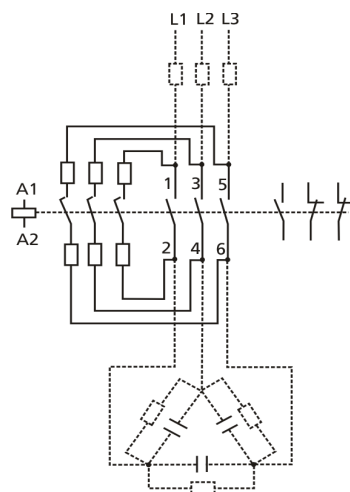
B44066S

Type/ Main contacts		...0711...	...1011...	...1211	...1611...	...2011...	...2511...	...3312...	...4012...	...6012...
Capacitor power at 55 °C ■ 220 ... 240 V ■ 380 ... 440 V ■ 660 ... 690 V	Kvar	0 ... 4 0 ... 7 0 ... 9	0 ... 5.5 0 ... 10 0 ... 12.5	0 ... 6.7 0 ... 12.5 0 ... 18	0 ... 8.5 0 ... 16.7 0 ... 24	0 ... 10 0 ... 20 0 ... 30	0 ... 15 0 ... 25 0 ... 36	0 ... 20 0 ... 33.3 0 ... 48	0 ... 25 0 ... 40 0 ... 58	0 ... 40 0 ... 60 0 ... 92
Max. current at 50/60 Hz ■ 50 °C	A	8	14	18	24	29	36	48	58	92
Coil voltage at 60 Hz:	V AC	187...264	187...264	187...264	187...264	187...264	187...264	187...264	187...264	187...264
Inrush /Sealed VA of contactor at max. rated capacitor current	VA	70/8	70/8	70/8	70/8	100/8.5	100/8.5	245/26	245/26	245/26
Rated insulation voltage	V AC	690 ¹	690 ¹	690 ¹	690 ¹	690 ¹	690 ¹	690 ¹	690 ¹	690 ¹
Max. frequency of operations:	1/h	240	240	240	240	240	240	240	100	100
Contact life:	Million operations	0.2	0.2	0.2	0.2	0.1	0.1	0.1	0.1	0.1
Cable cross section ■ Flexible with cable end sleeve – 1 conductor ■ Flexible with cable end sleeve – 2 conductors	mm ²	2.5 1.5	2.5 1.5	2.5 1.5	4 2.5	4 4	6 4	16 6	16 6	50 25
■ Solid without cable end sleeve – 1 conductor ■ Solid without cable end sleeve – 2 conductors	mm ² (max.)	4 4	4 4	4 4	6 6	10 6	16 10	25 16	25 16	50 35
Weight: Type ...C...	kg	0.43	0.43	0.43	0.45	0.60	0.63	1.3	1.3	1.65

1) Applies to networks with grounded star point, over voltage category I to IV, pollution severity 3 (industrial standard).
V_{imp} = 8 kV. Values for other conditions are available upon request.

Type/ Auxiliary contacts		...0711...	...1011...	...1211...	...1611...	...2011...	...2511...	...3312...	...4012...	...6012...
Normal Open (NO)		1	1	1	1	1	1	1	1	1
Normal Closed (NC)		1	1	1	1	1	1	2	2	2
Rated insulation voltage	V A C	690 ²	690 ²	690 ²	690 ²	690 ²	690 ²	690 ²	690 ²	690 ²
Rated operational current, utilization category AC15: ■ 220 ... 240 V ■ 380 ... 440 V	A A	3 1.5	3 1.5	3 1.5	3 1.5	3 1.5	3 1.5	3 1.5	3 1.5	3 1.5
Thermal rated current at ambient temperature: ■ 40 °C ■ 60 °C	A A	10 8	10 8	10 8	10 8	10 8	10 8	10 8	10 8	10 8
Short circuit protection: Max. fuse size, slow, gL (gG)	A	10	10	10	10	10	10	10	10	10

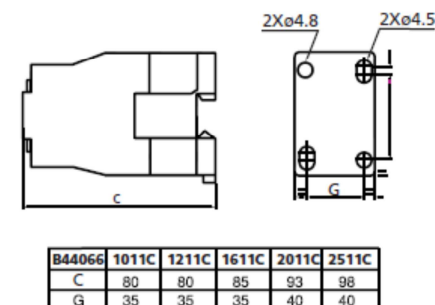
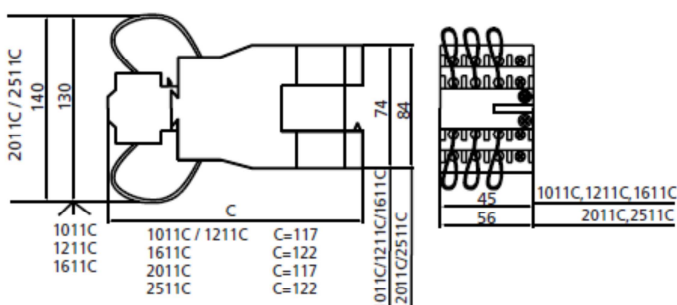
- 1) Applies to networks with grounded star point, over voltage category I to IV, pollution severity 3 (industrial standard).
 $V_{imp} = 8 \text{ kV}$. Values for other conditions are available upon request.

Connection diagram for all types B44066S...1C240
0711..., 1011..., 1211..., 1611..., 2011..., 2511...

Connection diagram for all types B44066S...2C240
...3312..., 4012..., 6012.....


Dimensional drawing

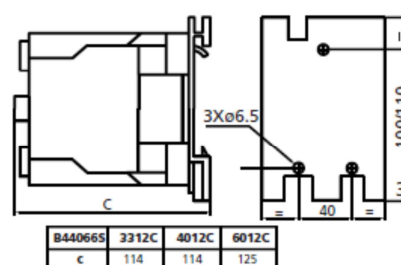
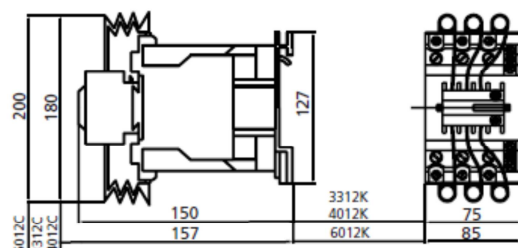
B44066S1011C, 1211C, 1611C, 2011C, 2511C

Mounting on panel



B44066S3312C, 4012C, 6012C

Mounting on panel



Cautions and warnings

In case auxiliary contacts are used for switching of discharge resistors (not in accordance with IEC 60831 standard), make sure that the current of the discharge resistors is not higher than the rated current of the auxiliary contacts.

Mounting instructions

No inflammable material or material sensitive to heat must be close-by the capacitor switching contactors because temperatures may increase around the resistance spirals.

Note

For detailed information about PFC capacitors and cautions, refer to the latest version of EPCOS PFC Product Profile.

Important notes

The following applies to all products named in this publication:

1. Some parts of this publication contain **statements about the suitability of our products for certain areas of application**. These statements are based on our knowledge of typical requirements that are often placed on our products in the areas of application concerned. We nevertheless expressly point out **that such statements cannot be regarded as binding statements about the suitability of our products for a particular customer application**. As a rule, EPCOS is either unfamiliar with individual customer applications or less familiar with them than the customers themselves. For these reasons, it is always ultimately incumbent on the customer to check and decide whether an EPCOS product with the properties described in the product specification is suitable for use in a particular customer application.
2. We also point out that **in individual cases, a malfunction of electronic components or failure before the end of their usual service life cannot be completely ruled out in the current state of the art, even if they are operated as specified**. In customer applications requiring a very high level of operational safety and especially in customer applications in which the malfunction or failure of an electronic component could endanger human life or health (e.g. in accident prevention or life-saving systems), it must therefore be ensured by means of suitable design of the customer application or other action taken by the customer (e.g. installation of protective circuitry or redundancy) that no injury or damage is sustained by third parties in the event of malfunction or failure of an electronic component.
3. **The warnings, cautions and product-specific notes must be observed.**
4. In order to satisfy certain technical requirements, **some of the products described in this publication may contain substances subject to restrictions in certain jurisdictions (e.g. because they are classed as hazardous)**. Useful information on this will be found in our Material Data Sheets on the Internet (www.epcos.com/material). Should you have any more detailed questions, please contact our sales offices.
5. We constantly strive to improve our products. Consequently, **the products described in this publication may change from time to time**. The same is true of the corresponding product specifications. Please check therefore to what extent product descriptions and specifications contained in this publication are still applicable before or when you place an order. We also **reserve the right to discontinue production and delivery of products**. Consequently, we cannot guarantee that all products named in this publication will always be available. The aforementioned does not apply in the case of individual agreements deviating from the foregoing for customer-specific products.
6. Unless otherwise agreed in individual contracts, **all orders are subject to the current version of the "General Terms of Delivery for Products and Services in the Electrical Industry" published by the German Electrical and Electronics Industry Association (ZVEI)**.
7. **Our manufacturing sites serving the automotive business apply the IATF 16949 standard**. The IATF certifications confirm our compliance with requirements regarding the quality management system in the automotive industry. Referring to customer requirements and customer specific requirements ("CSR") TDK always has and will continue to have the policy of respecting individual agreements. Even if IATF 16949 may appear to support the acceptance of unilateral requirements, we hereby like to emphasize that **only requirements mutually agreed upon can and will be implemented in our Quality Management System**. For clarification purposes we like to point out that obligations from IATF 16949 shall only become legally binding if individually agreed upon.

Important notes

8. The trade names EPCOS, CeraCharge, CeraDiode, CeraLink, CeraPad, CeraPlas, CSMP, CTVS, DeltaCap, DigiSiMic, ExoCore, FilterCap, FormFit, LeaXield, MiniBlue, MiniCell, MKD, MKK, MotorCap, PCC, PhaseCap, PhaseCube, PhaseMod, PhiCap, PowerHap, PQSine, PQvar, SIFERRIT, SIFI, SIKOREL, SilverCap, SIMDAD, SiMic, SIMID, SineFormer, SIOV, ThermoFuse, WindCap are **trademarks registered or pending** in Europe and in other countries. Further information will be found on the Internet at www.epcos.com/trademarks.

Release 2018-06